



# **Georgia GOAL Scholarship Program, Inc. Program Results as of 10/3/13**



## ***Contributions***

# Contributions Results – totals through 2013

Results:	2008	2009	2010	2011	2012	2013
<b>State-wide in Georgia</b>						
Amount Approved	\$6.2 million	\$25.4 million	\$41 million	\$50 million	\$51.5 million	\$58 million
Amt. Contributed	Unknown	Unknown	Unknown	\$47.4 million	\$48.1 million	Not yet known
<b>Georgia GOAL Scholarship Program</b>						
# of Contributors	<b>1,194</b>	<b>3,800</b>	<b>6,201</b>	<b>5,640</b>	<b>6,079</b>	<b>6,819</b>
- Individuals	1,181	3,755	6,141	5,559	5,997	6,747
- Corporations	13	45	60	81	82	72
<b>Total Contributions</b>	<b>\$3,539,984</b>	<b>\$10,609,573</b>	<b>\$13,867,515</b>	<b>\$12,819,123</b>	<b>\$13,418,333</b>	<b>\$15,035,842</b>
- Individuals	\$2,345,784	\$7,113,113	\$10,972,622	\$9,818,596	\$11,398,333	\$12,085,392
- Corporations	\$1,194,200	\$3,496,460	\$2,894,893	\$3,000,527	\$2,020,000	\$2,950,450
Total # of SSOs	12	26	34	37	39	35
GOAL % of Total	58%	42%	34%	27%	28%	29% est.

## **Contributions Results – all years**

<b>Results:</b>	<b>Totals – All Years</b>
<b>State-wide in Georgia</b>	
Total Approved or Contributed (if known)	≈\$225 million
<b>Georgia GOAL Scholarship Program, Inc.</b>	
# of Contributions	29,733
- Individuals	29,380 (99%)
- Corporations	353 (1%)
Total Contributions	\$69,290,370
- Individuals	\$53,733,840 (78%)
- Corporations	\$15,556,530 (22%)
GOAL % of Total	31%



## ***GOAL Scholarships***

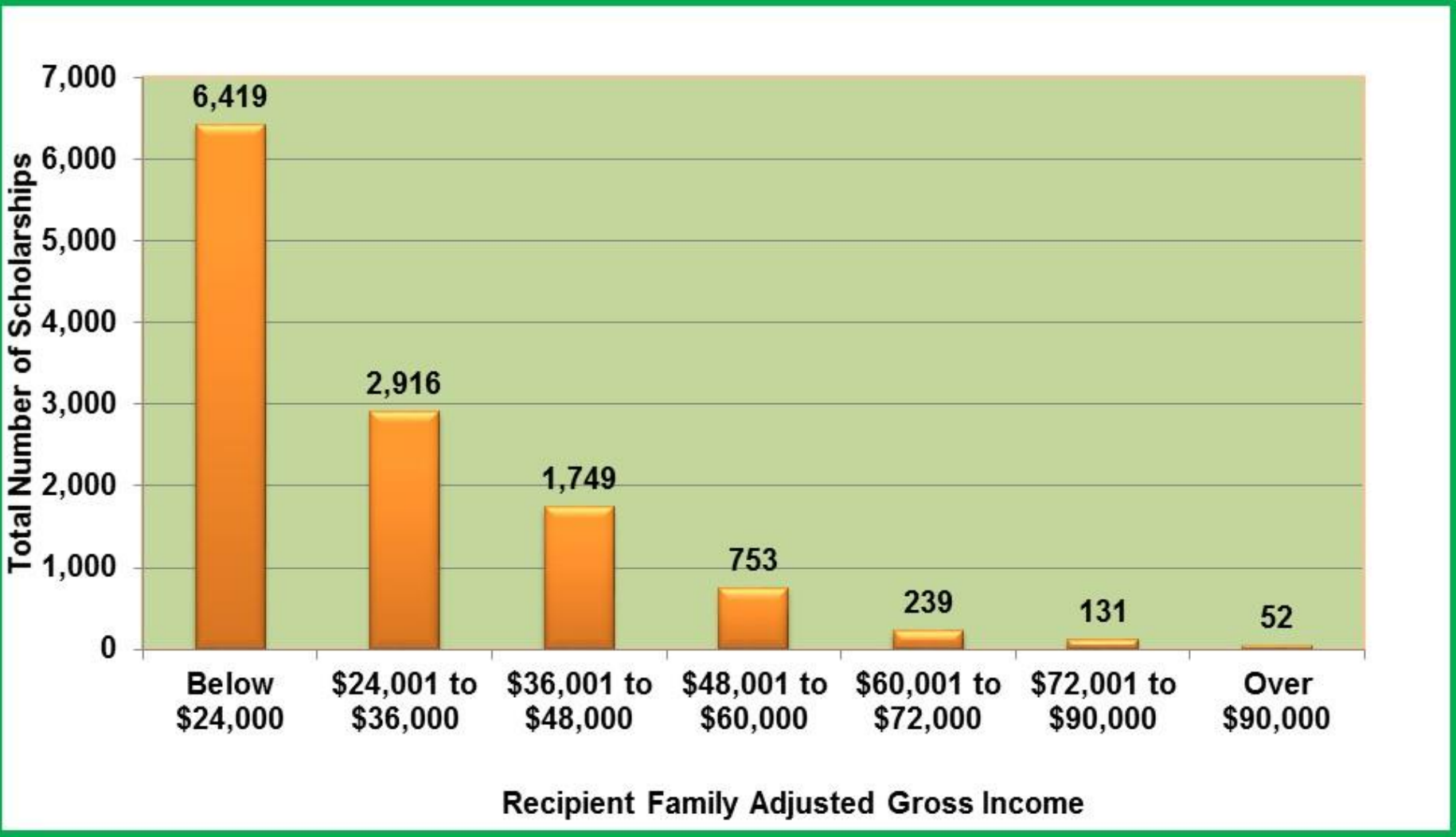
# **GOAL Scholarship Award Results Since Inception**

<b>Totals Since Program Inception</b>	<b>All Years</b>
# of Scholarships	12,259
# of Students	6,501
\$ Amount of Awards	\$45.7 million
Average Award	\$3,728
Average AGI adjusted for family size	\$25,035*
% minority recipients	36%

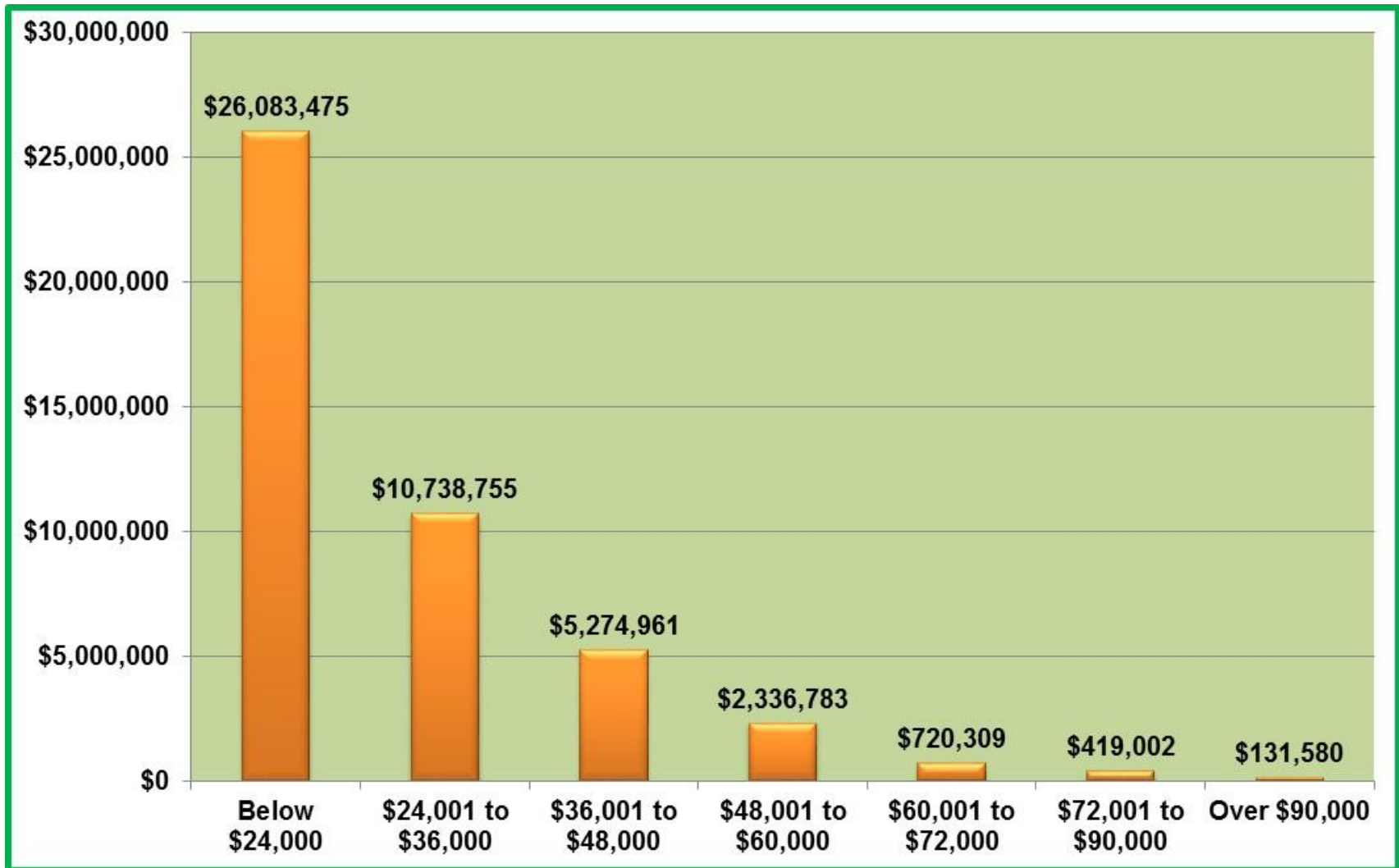
\*AGI adjusted for family size using the OECD-modified scale. This scale assigns a value of 1 to the household head, of 0.5 to each additional adult member and of 0.3 to each child.

GOAL has obligated an additional \$20.3 million that is earmarked for fulfilling future scholarship payments and awarding additional scholarships to parents who choose to send their children to qualified private pre-K-12 schools.

**GOAL Scholarships awarded since program inception**



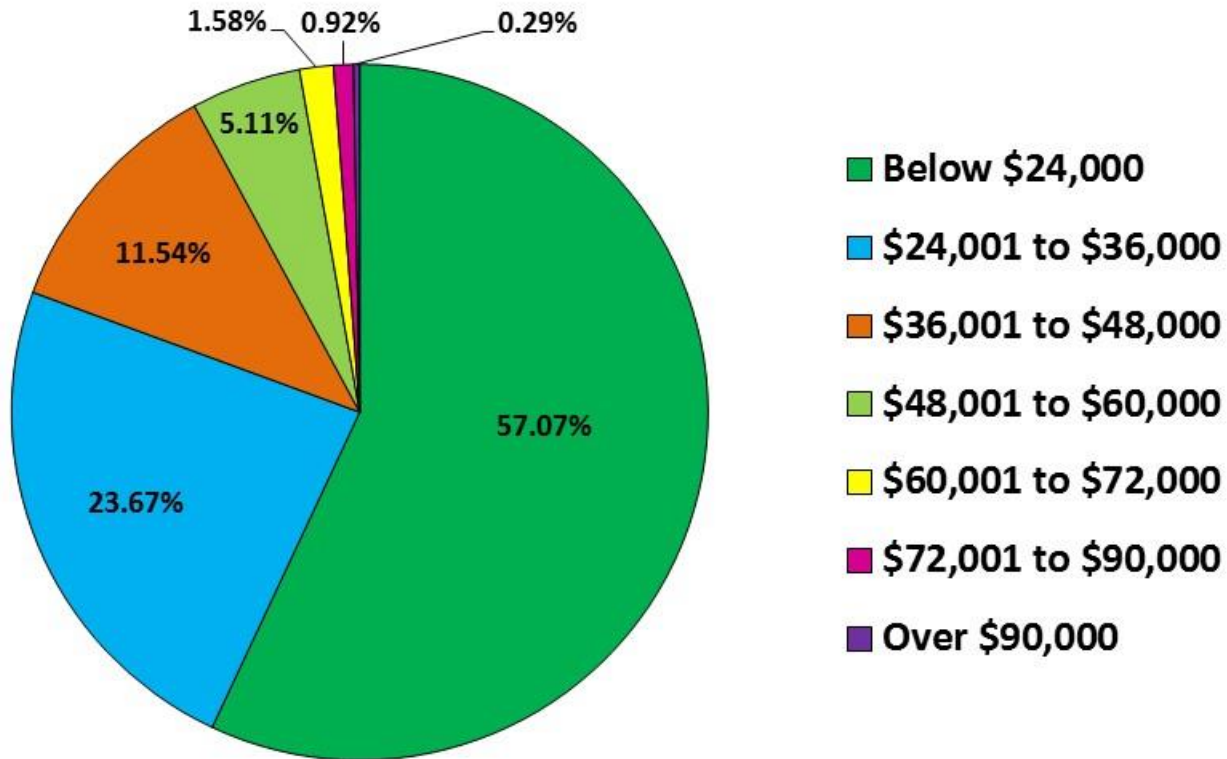
# **GOAL Scholarship dollars awarded since program inception**





# **GOAL Award Results, since program inception**

## **% of Total Scholarships Awarded By Income Level**



# GOAL Scholarships Awarded by Region – All Years

